

FCSCC06 SURFACE ADORNMENT



PRINCIPAL
Dr. C. Saidalavi

KORAMBAYIL AHAMED HAJI MEMORIAL UNITY WOMEN'S COLLEGE, MANJERI

(P.O) NARUKARA, Malappuram Dt., Kerala 676 122
(Govt.-aided and Affiliated to University of Calicut)
[Nationally reaccruited by NAAC with 'B++' Grade CGPA 2.77]

Phone: 0483 – 2977142 (Office)
0483 – 2977143 (Principal)

Web: www.unitywomenscollege.in e-mail: info@unitywomenscollege.in

Proceedings of the Principal, KAHM Unity Women's College, Manjeri dated 16/12/21

(Present: Dr. C. Saidalavi)

Ref: (1) Request for the Approval of Certificate Course, dated 01/11/2021

(2) Request for the Approval of Board of Studies for the certificate Course, dated 01/06/2021

ORDER

As per reference cited (1) a request was received from HOD, Department of Home Science, for the conduct of Certificate Course on **FCSCC06- Surface Adornment** during the academic year 2021-2022 with a duration of 30 hours. The beneficiaries of the courses are undergraduate and postgraduate students of Home Science Department. The head of the Department has also requested to constitute a Board of Studies for the course with the following members. (2)

1. Mrs. A.S. Anitha Begum, Head and Associate Professor, Dept. of Home Science, KAHM Unity Women's College, Manjeri
2. Dr. Thomas Ruby Mariamma, Associate Professor, Dept. of Home Science, Vimala College, Thrissur
3. Dr. Annie Ninan, Associate Professor, Dept. of Home Science, KAHM Unity Women's College, Manjeri
4. Mrs. N.V. Fatimathu Zuhara, Assistant Professor, Dept. of Home Science, KAHM Unity Women's College, Manjeri

Sanction hereby accorded to Department of Home Science to conduct certificate course on **FCSCC06- Surface Adornment** during the year 2021-2022. The Board of Studies for the courses are constituted with members listed above.

Order is issued accordingly,

Place: Manjeri

Date: 16-12-2021



Dr. C. Saidalavi
PRINCIPAL
Korambayil Ahamed Haji
Memorial Unity Women's
College, Manjeri



KAHM UNITY WOMEN'S COLLEGE, MANJERI
PG DEPARTMENT OF HOME SCIENCE
MINUTES OF BOARD OF STUDIES HELD ON 09-12-2021

A meeting of the Board of Studies constituted for the implementation of certificate courses at the college during the year 2021-22 was held on 09-12-2021 at 10.30pm to discuss the following matters.





Agenda

1. Certificate course 2021-22
2. Approval of the syllabus of certificate course
3. Duration of the course
4. Scheme of Evaluation

Decision of the meeting

1. The Board of Studies unanimously decided to accept the title, course code, duration and mode of evaluation of the syllabus
2. The draft of the syllabus prepared was placed for discussion. The modifications suggested by the members were included and the draft syllabus with suggested modifications was approved for the certificate course.

Members participated

1. Mrs. A.S. Anitha Begum 
(Head and Associate Professor, Dept. of Home Science, KAHM Unity Women's College, Manjeri)
2. Dr. Annie Ninan 
(Associate Professor, Dept. of Home Science, KAHM Unity Women's College, Manjeri)
3. Dr. Thomas Ruby Mariamma (External Member) 
(Assistant Professor, Dept. of Home Science, Vimala College, Thrissur)
4. Mrs. N.V. Fatimathu Zuhara 
(Assistant Professor, Dept. of Home Science, KAHM Unity Women's College, Manjeri)



PG DEPARTMENT OF HOME SCIENCE



KAHM UNITY WOMEN'S
COLLEGE, MANJERI

CERTIFICATE COURSE
IN

Surface Adornment

10th January 2022 to 10th March 2022

Course Duration: 30 Hours
Course Fee: 150/- Only

Course Instructor: Shahna Jinu. K

(Student of MSc Home Science -
Nutrition & Dietetics,
KAHM Unity Women's College,
Manjeri)

Course Coordinator: Bushaira. V

(Assistant Professor (Ad hoc)
PG Dept. Of Home Science,
KAHM Unity Women'S College, Manjeri)

Contact No: 7592083553



SYLLABUS

FCSCC06 CERTIFICATE COURSE IN SURFACE ADORNMENT

COURSE DESCRIPTION:

Surface Adornment has transformed from embellishing parts of building in architectural art to modern fabrics ornamenting by various kinds of threads and techniques which came from the different parts of the world. This course provides self-employability. Upon successful completion of this course, student will have the knowledge and skills to demonstrate competency with a range of advanced technical skills in relation to the use of embroidery and other hand stitching techniques as a medium for visual expression and design.

Credit: 2

Course Duration: 30 hrs.

OBJECTIVES:

1. To develop skills in various types of embroidery stitches and use them effectively
2. To enhance the designing skill on the garments along with the significance.

COURSE OUTCOME:

CO1 Understand Embroidery and Hand Embroidery

CO2 Identify various hand embroidery techniques

CO3 Know different categories of basic stitches of hand embroidery, their techniques and applications

CO4 Understand common factors affecting stitching and embroidery

Unit 1: Introduction to embroidery and hand embroidery, various hand embroidery techniques done in India, roles and responsibilities of a hand embroider (3 hrs).

Unit 2: Introduction and collection of motifs – Floral, geometrical and traditional, Colour schemes (3 hrs).

Unit 3: Tools and Materials for different types of embroidery, different types of fabrics, other materials and accessories used in embroidery, Do's and don'ts of hand embroidery (3 hrs).



Unit 4: Different types of embroidery stitches – flat, loop and knotted stitches, different categories of basic stitches of hand embroidery – their techniques and application (8 hrs)

Unit 5: Decorative Designs, different types of decorative designs – mirror work, bead work, applique work (7 hrs).

Unit 6: Indian traditional hand embroidery: Kantha, Kashida, Chikankari, Kalamkari (6 hrs)

RELATED EXPERIENCES:

Carry out the following stitches:

❖ Running Stitch ❖ Back Stitch ❖ Stem Stitch ❖ French Knot Stitch ❖ Fishbone Stitch ❖ Spiderweb Stitch ❖ Different types of Knotted Stitches ❖ Different types of Loop Stitches ❖ Satin Stitch ❖ Chain Stitch ❖ Lazy Daisy Stitch

Carryout the following decorative designs:

❖ Cross Stitch ❖ Tapestry Stitch ❖ Shadow Stitch ❖ Mirror Stitch ❖ English Smocking ❖ Cut Work ❖ Sindhi Work ❖ Fabric Painting ❖ Ribbon Embroidery

REFERENCES:

1. Humphries, M. (2004). Fabric Reference. 3rd edition; Pearson Prentice Hall, upper saddle River, New jersey.
2. Jacqui Carey, J, (2010). Braids to Loops, Knot, Weave and Twist. p30.
3. Kadolph, S. J. (2007) Textiles, 10th edition, Pearson Prentice Hall, Upper Saddle River, New Jersey. pp 148-149
4. Marjorie a. Taylor, A, M, (1993). Technology of Textile Properties; an Introduction; 3rd Edition, Forbes Publications, Ltd. 120 Bayswater Road, London. p75.
5. Brittain, J. (1989). Pocket Encyclopedia; Needle Craft. Dorling Kindersley limited, London.
6. Davis, L, M, (1996), Visual Design in Dress. 3rd Edition, Prentice Hall, Upper Saddle River, New Jersey, p15



STRATEGIES FOR INSTRUCTION

Online platforms (Google meet, Google classrooms, videos) may be adopted for theory and practical sessions. The surface adornment products prepared by the students may be submitted and evaluated. Lecture cum demonstration method can be provided for theory papers and hands-on training and demonstrations can be provided for practical classes

SCHEME OF EVALUATION

METHOD OF EVALUATION			
Assessment Methods	Criteria	Marks	Weightage
Formative Assessment (FA)	Attendance	4	25%
	Assignment/Project/Activities/Reports	6	
Summative Assessment (SA)	Test Paper	30	75%
	Total	40	100

ATTENDANCE

Attendance	Marks
90-100%	4
85-89.9%	3
40-84.9%	2
75-79.95	1
<75%	0



GRADING POLICY

Grade	Percentage of total marks (FA+SA)
A	80% & above
B	60-79.9%
C	50-59.9%
D	40-49.9%
Not qualifying	<40%



Model Question Paper
Certificate Course
FCSCC06 Surface Adornment

Time: 1 Hour

Max Marks: 30

Section A

Answer all questions. Each question carries 1 mark

1. The embroidery used in Lucknow is
2. The frame is must for working different kinds of embroidery stitches. True/False
3. List out primary colours.
4. What is design.
5. Running stitch
6. Mirror work
7. What is Kantha?
8. Geometrical motif
9. What id embroidery?
10. Back stitch.

(10*1= 10 Marks)

Section B

Answer any five questions. Each questions carries 2 marks

11. Types of decorative designs.
12. Write a short note on Kashida.
13. What is applique work?
14. Different categories of basic stitches.
15. Do's and don'ts of hand embroidery.
16. Floral and traditional motifs.
17. Tools and Materials for different types of embroidery
18. Loop and knotted stitches.

(5*2= 10 Marks)




Section C

Answer any two questions. Each questions carries 5 marks

19. Write a note on Chikankari and Kalamkari.
20. Explain the different categories of basic stitches of hand embroidery.
21. What are the roles and responsibilities of a hand embroider?
22. Explain different colour schemes.

(2*5= 10 Marks)




Prof. (Dr). Muhammed Basheer Ummathur
Principal
Korambayil Ahamed Haji Memorial
Unity Women's College, Manjeri
Narukara (PO), Malappuram (DT), Kerala
PIN: 469626